

QUICK START GUIDE

Equipment monitoring sensor—vibration,
temperature, and pressure

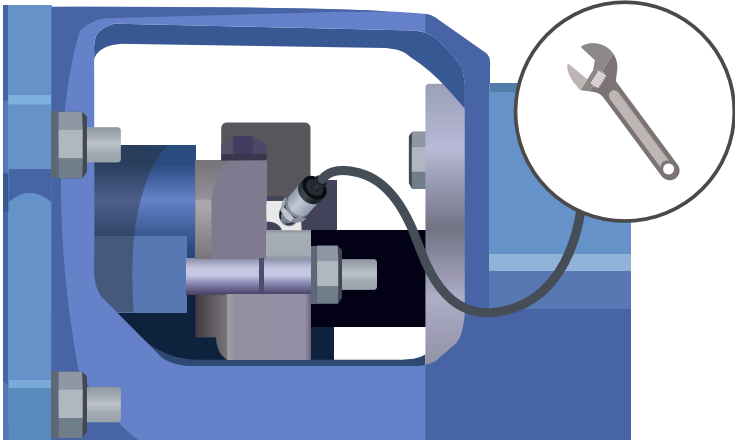
Chesterton
Connect™



1

Install Sensor

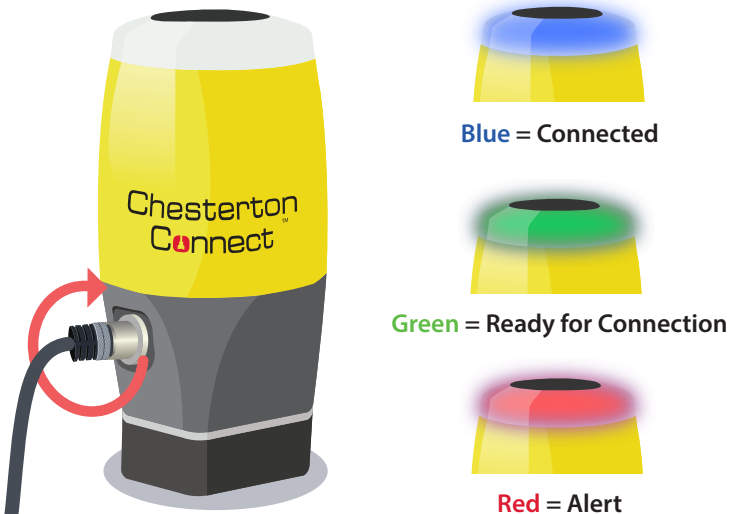
Apply thread sealant tape on the 1/4" NPT threads. Install the process sensor NPT plug.



2

Attach Connector

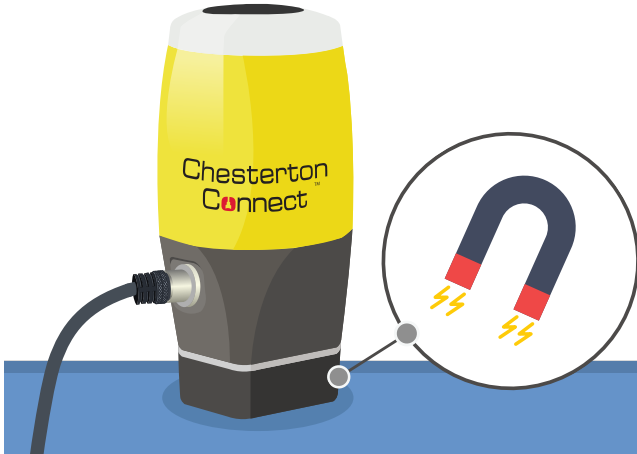
Attach the M12 pin connector to the unit.



3

Attach Unit

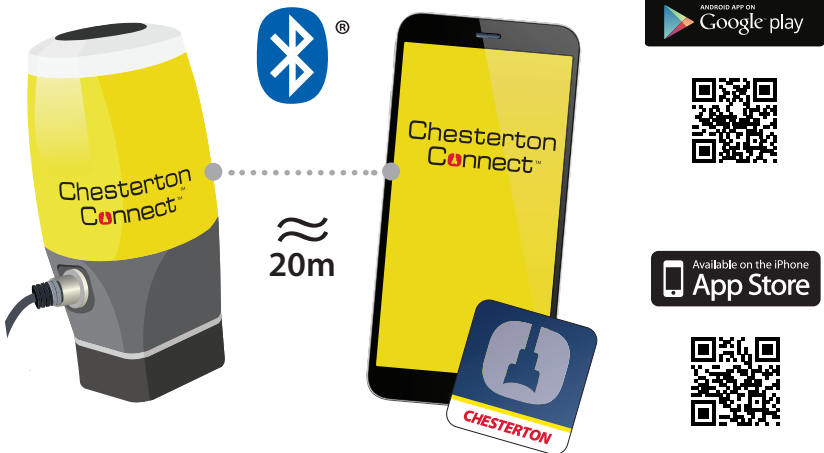
Attach the vibration and surface temperature measuring unit.



4

Download App

Download the mobile app: *Chesterton Connect™*





Warnings and Cautions

- Chesterton Connect™ contains a replaceable lithium thionyl chloride battery and a neodymium magnet. Follow local laws for proper treatment and disposal of this product or its components.
- To reduce the risk of fire or burns, do not crush, puncture, expose to temperatures above 85°C (185°F) or dispose of in fire.
- Chesterton Connect™ contains a very strong neodymium magnet. Use caution when handling unit to avoid injuries.
- Disable the product if it is damaged or operates incorrectly.
- Do not stick anything into the pressure/temperature 1/4" NPT port.
- Handle the unit using the supplied ESD protective caps until ready to install.
- Make sure product is used as specified and within its advertised operating limits.
- Do not bend cable beyond its bend radius.
- Do not allow the pressure/temperature sensor to come in contact with the magnet.
- Do not drop magnet against hard surfaces, including the pump.
- Do not drop the Chesterton Connect™ product. Dropping the product may affect its ability to function properly.
- Follow all nearby PPE and equipment safety requirements when installing, troubleshooting or removing the sensor and its components.
- If using the Pressure/Temperature (P/T) sensor, ensure the process fluid is compatible with the stainless-steel P/T sensor.



You must read the *Chesterton Connect User Guide* before installation. Go to: awc-connect.co/f4r

For support visit: connect.support@chesterton.com

Inside USA: 833-677-7343

International: +1 83 367 77343



Chesterton Connect™ is a trademark of A.W. Chesterton Company. The Bluetooth® word mark and logos are registered trademarks owned by Bluetooth SIG, Inc. and any use of such marks by A.W. Chesterton is under license. Apple, the Apple logo is a trademark of Apple Inc., registered in the U.S. and other countries. App Store is a service mark of Apple Inc. Google Play, the "Android" name, the Android logo, the "Google play" brand, and other Google trademarks, are property of Google LLC.

To view Chesterton's privacy policy please visit: chesterton.com/en-US/Pages/Privacy.aspx

© 2020 A.W. Chesterton Company.

® Registered trademark owned by A.W. Chesterton Company in USA and other countries, unless otherwise noted.

A.W. Chesterton Company, 860 Salem Street, Groveland, MA 01834 USA
Telephone: 781-438-7000, Fax: 978-469-6528, chesterton.com

Form No. EN350553

Chesterton Connect Quick Start Guide 01/20